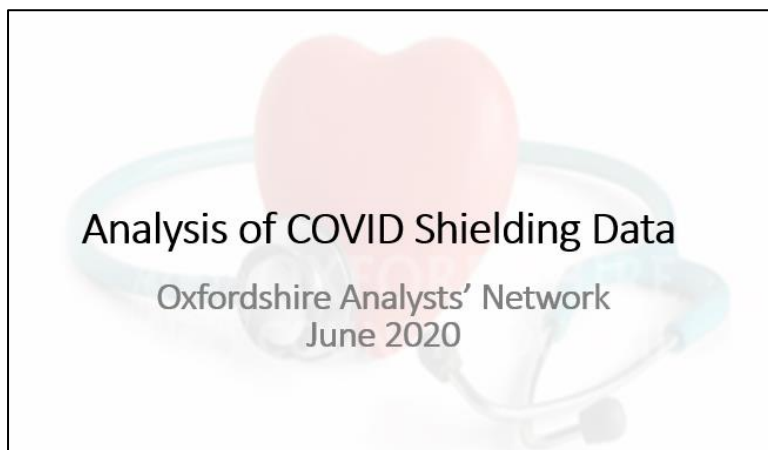


Summary of presentations to Oxfordshire Analyst Networking meeting held online on Thursday 11th June 2020

John Courouble, Oxfordshire County Council, Shielded residents and the overlap with social care



Main messages:

- This presentation shares the work that has been carried out (so far) to analyse..
 - Shielded Population – Age, Acorn, Social Care
 - Shielding as a share of population, age, eligible
 - Shielding, mortality, and deprivation
 - Risk indices
- Using data from:
 - “NHS List” – persons eligible for shielding
 - “Shielded List” – persons taking up shielding
 - Line of business applications with individuals in
 - Geographic data – ACORN and IMD
- Findings
 - Highest rates of shielded per population were in the age group 65 to 85 – Acorn analysis suggests decline after this is due to low take-up of shielding from those in residential care settings.
 - Acorn shows those most likely to be shielded were older people in social housing and least likely were first time buyers in modern homes.
 - Some overlap of shielded with social care clients
 - Mapping of shielded tends to highlight where older people live
 - Link between lower shielding take-up and higher deprivation was apparent in earlier lists but declining in later lists.
 - Exploring mortality data further will need age standardisation (not available at small area level)
 - ACORN Wellbeing Categories with most likely risk contribution to COVID – mostly a deprivation/population density map, though clusters of “Respiratory Risk” in urban areas, especially Banbury, and “Struggling Smokers” in South Oxford.

If you have questions, please get in touch with john.courouble@oxfordshire.gov.uk

What impact has **COVID-19** had on policing and community safety?

C2818 Owen MILLER
Problem Solving Analyst, Oxford LPA

Main messages:

- Some significant reductions in volume of crime due to COVID-19
- But not everywhere and some increases (S136 detentions, Cyber, Assault on Emergency workers)
- Domestic abuse is overall up on 2019, but not due to COVID. Recorded drop in March/April 2020 mainly due to reduction in ex-partner DA. More complicated than it seems, particularly when looking at national figures

THAMES VALLEY POLICE **Hidden Harm**

Proactively contacting victims of DA who have been involved in incidents in preceding two months, but not the last month, to check they were safe and well during lockdown:



Vast majority of persons were fine – and due to COVID had changed circumstances/disassociated from ex-partner.



So do we need a better way to identify hidden harm? Or do we think levels of hidden harm are lower than we thought?

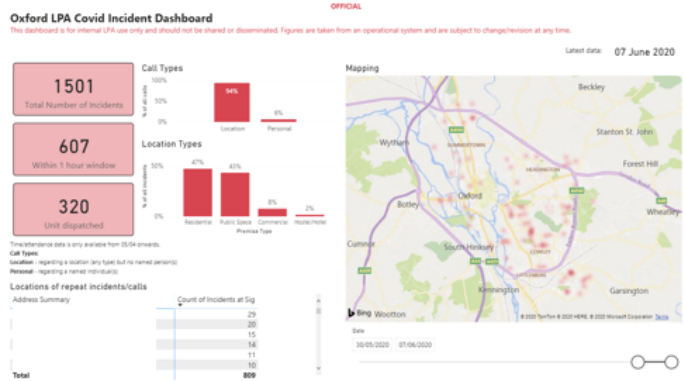


- Importance of *flexible* analytics

- Corporate Mapping Solution (argh!)

- Working with partners

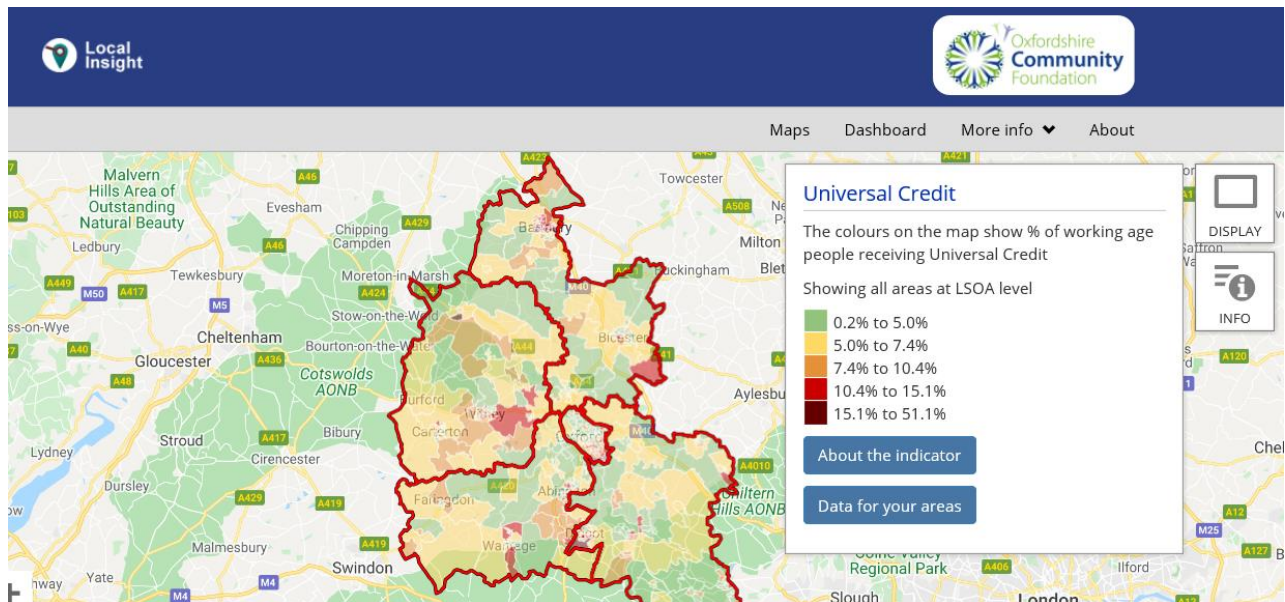
- Defining the problem...



Simon Barnard, Oxfordshire Community Foundation - Local Insight public website – a quick guided tour of the website, how it is being use and how else it could be used

Simon gave a guided tour of the Local insight public website

<https://oxfordshire.communityinsight.org/>



A downloadable user guide is available on the site under “[More Info](#)”

More Info

For more information on how to navigate and use Oxfordshire Community Insight download the [user guide](#).

Craig Morbey, Oxford City Council's Communities team - identifying and supporting vulnerable people during the pandemic – a view from 'on the ground'

Working with the community to
identify and meet resident's needs
during lockdown



Main messages

- Oxford City Council repurposed many services and created 6 Locality Hubs in Oxford to support residents during lockdown.
- Identified and built relations with partners
- Able to adapt to need
- Reflections
 - *Investing time in building relationships at the outset – it's the oil that makes the machine work.*
 - *The importance of having things in the diary like the weekly meetings that ensure communication and momentum.*
 - *The importance of structuring conversations so they are designed to identify issues and solutions to those issues.*
 - *Taking a community development approach moving forwards, trusting communities and supporting them to have confidence and skills to meet their needs.*

See powerpoint presentation available on the Oxfordshire Analyst Networking Knowledge Hub

<https://khub.net/group/oxfordshire-analyst-networking>

Making sense of the COVID-19 data challenges

Neil Lawrence
Oxford City Council

Main messages

- Assessing who is vulnerable in Oxford
- Challenges of pulling together the data and issues with the lists
- Solving the data problems

See powerpoint presentation available on the Oxfordshire Analyst Networking Knowledge Hub

<https://khub.net/group/oxfordshire-analyst-networking>