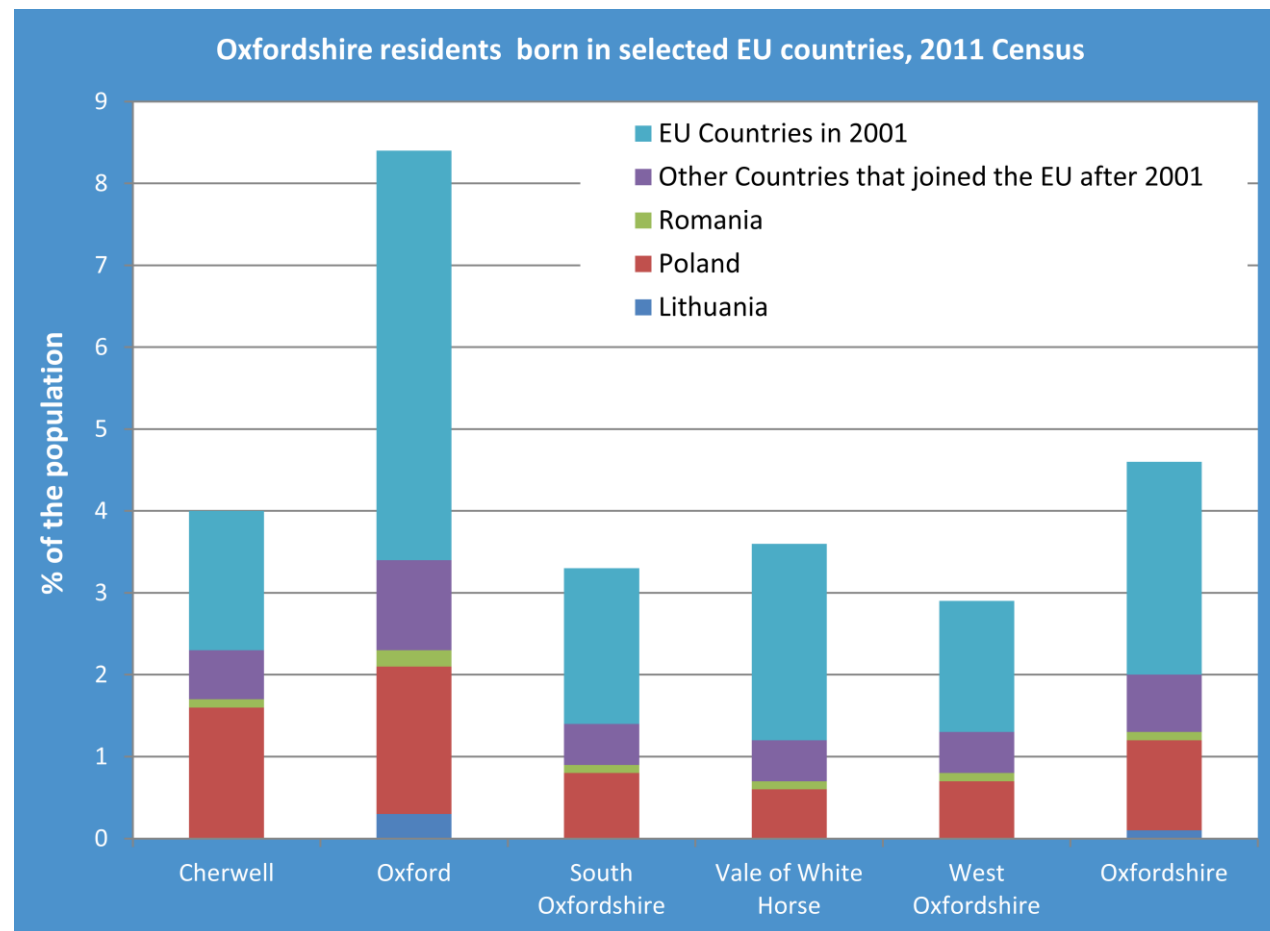




The second release from the 2011 Census (11th December 2012) by the Office for National Statistics shows:

- 17,200 people (2.6%) were born in countries that were in the EU in 2001
- 13,200 people (2%) were born in countries that joined the EU between 2001 and 2011
- 7,500 (1.1%) were from Poland, of whom 2,700 lived in Oxford and 2,300 in Cherwell
- 900 (0.1%) were born in Romania
- 6,000 people (0.9%) were born in Germany
- 2,600 (0.4%) were born in France
- 1,900 (0.3%) were born in Italy



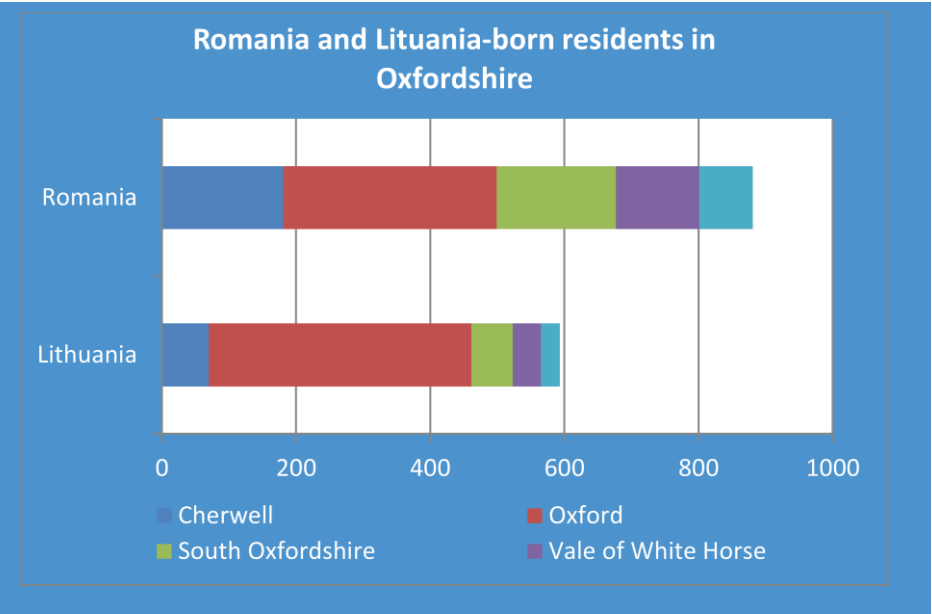
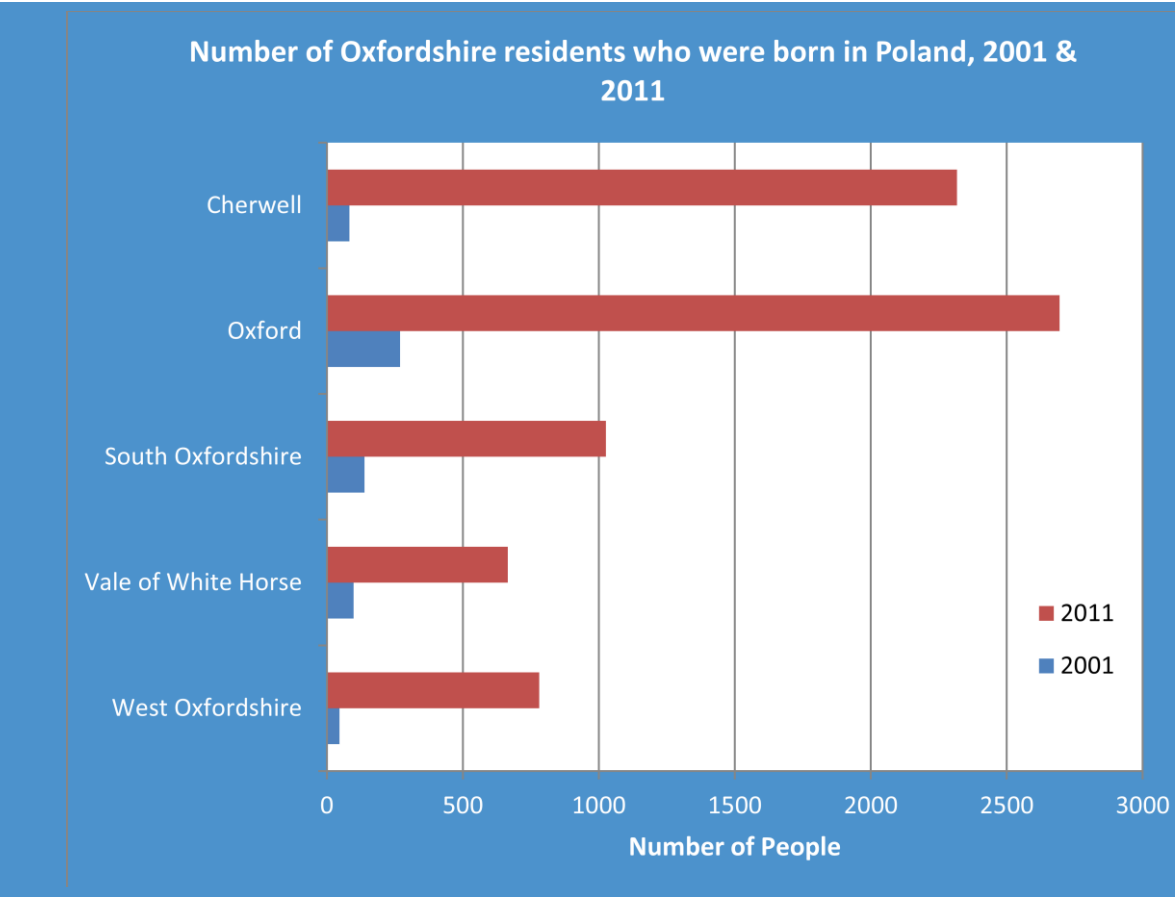
Countries that were in the EU in 2001 (aside from the UK and Ireland): Belgium; France; Germany; Italy; Luxembourg; Netherlands; Denmark; Greece; Portugal; Spain; Austria; Finland; Sweden

Countries that joined between 2001 and 2011: Cyprus; Czech Republic; Estonia; Hungary; Latvia; Lithuania; Malta; Poland; Slovakia; Slovenia; Bulgaria; Romania

Polish migration

Since Poland joined the European Union in 2004, there has been large migration of Polish people to Oxfordshire. In 2001, there were only 600 people born in Poland in the entire county – 10 years later there were 7,500. The table below shows the number of residents in each district as a proportion of the overall population.

	2001	2011
Oxfordshire	0.1%	1.1%
Cherwell	0.1%	1.6%
Oxford	0.2%	1.8%
South Oxfordshire	0.1%	0.8%
Vale of White Horse	0.1%	0.6%
West Oxfordshire	0.0%	0.7%



Romanian and Lithuanian Migration

As the chart to the left shows, of the 900 people born in Romania who were resident in the county in 2011, the largest proportion live in Oxford (320 people). The number living in Cherwell and South Oxfordshire is 180 in both districts.

Of the 600 people born in Lithuania, two-thirds live in Oxford.