



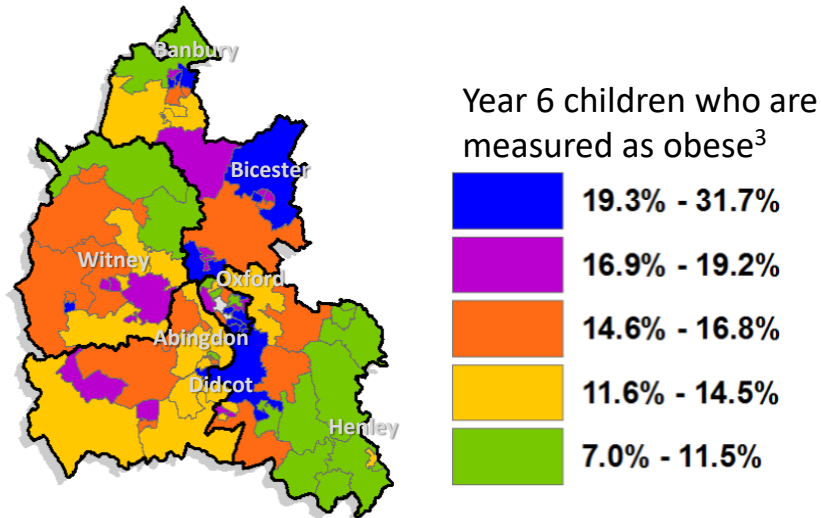
Rural areas have an older age profile than urban areas




Rural and southern Oxfordshire are more affluent than other areas



Child obesity rates are higher in Oxford and Banbury



Physical activity rates are higher in more affluent areas



Sources: [1] ONS Census 2011; [2] ONS data as of 2016, released 2018; [3] PHE, 3 years to March 2017; [4] Sport England 2016-17.

Mapping by Oxford City Council, © Crown Copyright and database right 2018. Ordnance Survey 100019348