

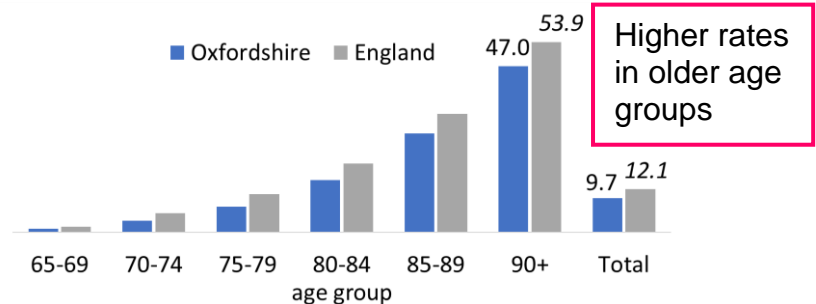
Older people living in deprived areas more likely to be claiming disability caring allowance

Attendance allowance is a benefit for people of state pension age with a physical disability, a mental disability (including learning difficulties) or both and who need help with caring. Attendance allowance is not means tested and is paid at two rates: a lower rate of £60 per week and £89.60 for people needing day and night support or who are terminally ill.

As of August 2021, there was a total of **12,580** people aged 65 and over claiming Attendance Allowance in Oxfordshire. This was 9.7% of the population aged 65 and over, below the national average of 12.1%.

The total number of Oxfordshire claimants in August 2021 was similar to the number in August 2020 (12,606) and below the number in August 2019 (13,183).

Claimants of Attendance Allowance by age in Oxfordshire and England, percent of population aged 65+ August 2021



Higher rates in older age groups

From [DWP StatXplore](#)

The districts with the highest numbers of claimants in August 2021 were Cherwell and South Oxfordshire.

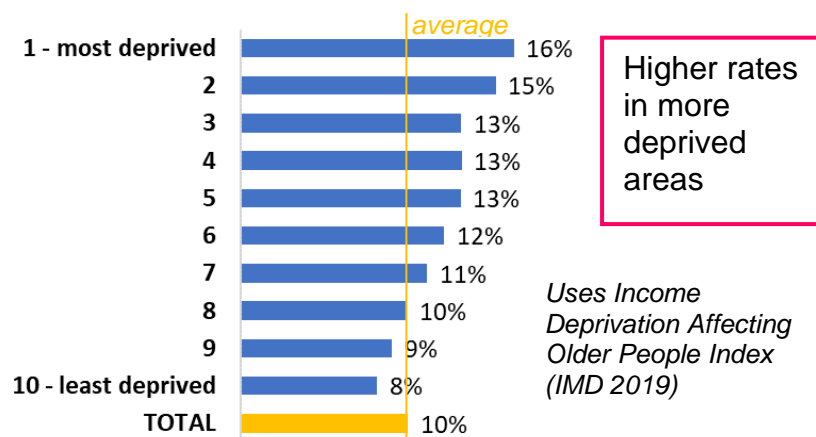
The districts with the highest percent of Attendance Allowance claimants per population aged 65+ were Cherwell (10.0%) and Oxford City (10.2%).

Attendance Allowance claimants by district (count) August 2021

age	South Oxfordshire		Vale of White Horse		West Oxfordshire	Total
	Cherwell	Oxford	Horse	Oxfordshire	Oxfordshire	
65-69	72	71	56	74	59	332
70-74	253	183	214	243	219	1,112
75-79	442	258	431	362	345	1,838
80-84	653	433	584	572	493	2,735
85-89	718	498	742	666	614	3,238
90 and over	687	512	744	685	676	3,304
Total	2,815	1,967	2,771	2,613	2,414	12,580

The more deprived areas of Oxfordshire (using the national ranking of older people in poverty) have a higher proportion of older people claiming Attendance Allowance for disability support.

Oxfordshire Attendance Allowance claimants (August 2021) as percent of 65+ population by deprivation decile



Higher rates in more deprived areas

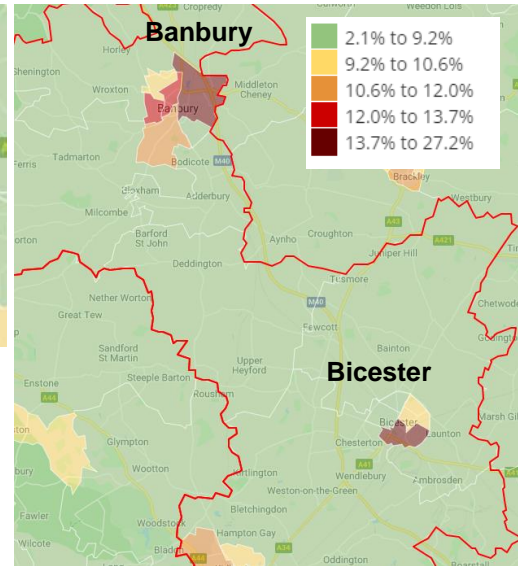
Uses Income Deprivation Affecting Older People Index (IMD 2019)

Areas of Oxfordshire with the highest rates of Attendance Allowance per older population were the Leys area of south east Oxford, south Bicester and parts of Banbury.

[Explore this data on a map](#) (with thanks to Oxfordshire Community Foundation).



Claimants of Attendance Allowance by MSAO, rate per population aged 65+ May 2021



Attendance Allowance Cases with entitlement from by DWP via [statXplore](#);

Deprivation data from MHCLG IMD 2019

Rates calculated using ONS mid-2020 population estimate

mapping from Oxfordshire Community Foundation's [Local Insight](#)

We welcome your comments, please email jsna@oxfordshire.gov.uk