



Ethnicity and language of primary school pupils in Oxfordshire

Research shows [ethnic inequalities in health and wellbeing](#), with multiple, complex reasons for this including the impact of migration and racism and differences in socio-economic status, lifestyles and biological susceptibility.

This JSNA Bitesize expands on information provided in the [2019 Oxfordshire Joint Strategic Needs Assessment](#) using data from the January 2019 school census. Ward level analysis is from data provided by Oxfordshire County Council.

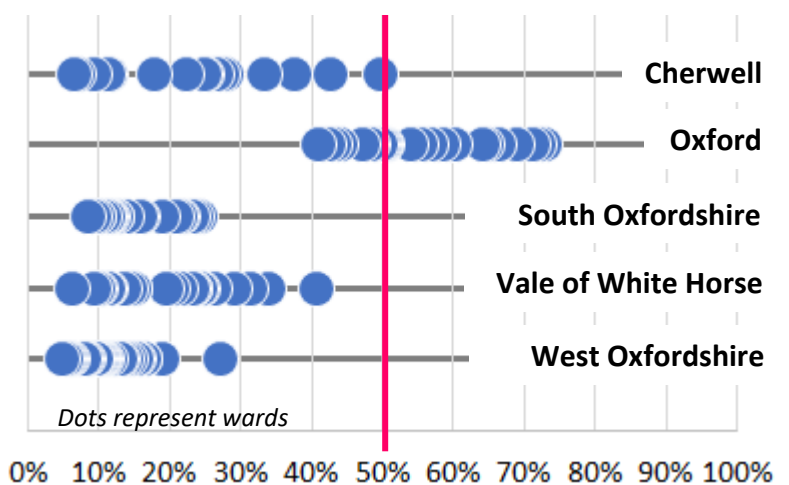
As of January 2019, 26% of pupils at primary schools (in years 1 to 6) in Oxfordshire were from ethnic minority backgrounds, 55% in Oxford.

In 17 out of 24 wards in Oxford city over half of pupils were from ethnic minority backgrounds. The ward with the highest proportion was Cowley Marsh.

Outside Oxford, the highest ranked wards were two wards in Banbury (Cherwell) and Botley & Sunningwell ward (Vale).


The lowest ranked ward in Oxford city was well above wards in South Oxfordshire and West Oxfordshire districts.

% of primary school pupils in each ward (by district) from ethnic minority groups

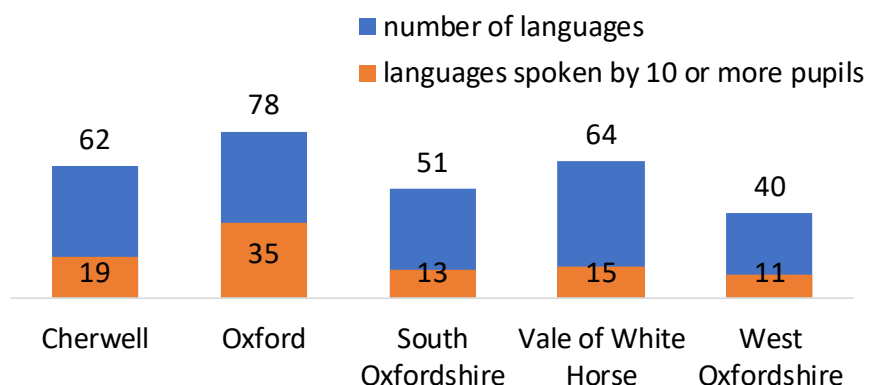


Oxford city has a very wide range of languages spoken (as a first language) by primary school pupils.

As of January 2019, there were 35 languages spoken by 10 or more primary school pupils in Oxford city.



Number of first languages (other than English) spoken by primary school pupils



The top first languages (other than English) of primary school pupils across Oxfordshire were Polish (1,146 pupils), Urdu (545), Portuguese (421) and Arabic (397).