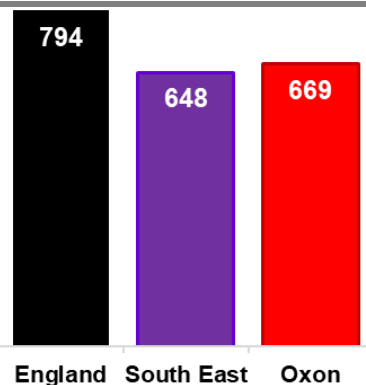




## Sexual Health: Sexually Transmitted Infections

This data release includes new STI diagnoses in people aged 15-64 accessing specialist and non-specialist sexual health services, excluding chlamydia diagnoses in under 25 year olds<sup>1</sup>. Chlamydia diagnoses in under 25s are targeted by the National Chlamydia Screening Programme (NCSP) and are available as part of the [Public Health Surveillance Dashboard](#). Further information on sexual health in Oxfordshire can be found in the [Sexual Health Needs Assessment for Oxfordshire](#).

Sexual health is a key public health issue, and access to high quality information is essential for good sexual health. To learn more, visit [Oxfordshire Sexual Health Service](#) or FPA's [Sexwise](#).

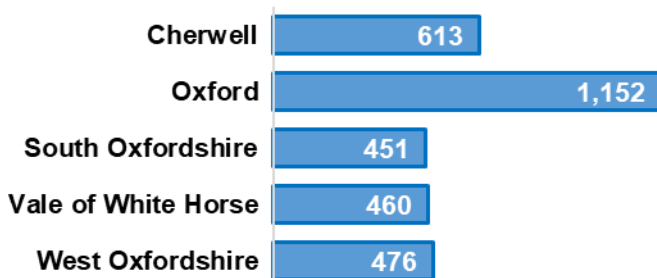


The rate of new STI diagnoses in Oxfordshire is 669 diagnoses per 100,000 people aged 15-64 - significantly lower than the England average, and similar to the rate in the South East region. It is the 6<sup>th</sup> highest rate in the region, and the highest rate when compared to Oxfordshire's 15 most similar local authorities<sup>2</sup>.

Oxfordshire's rate has decreased between 2012 and 2017. It has consistently been significantly below the England average in this period.



Oxfordshire's rate is equivalent to approximately 2,900 new diagnoses in 2017. The number of diagnoses is related to the number of tests taken – in the same year, 67,751 tests were taken by people living in Oxfordshire.

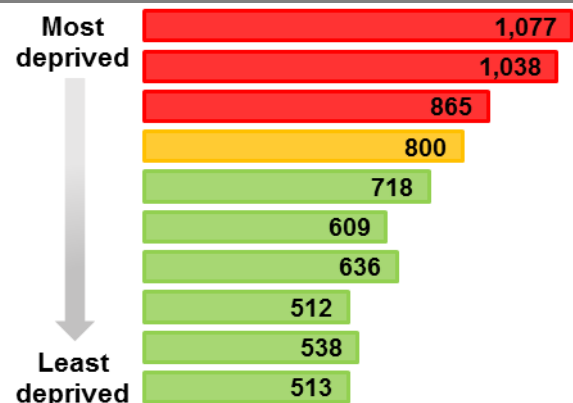


There is variation between the Oxfordshire districts. In 2017, rates of new STI diagnoses were significantly below the England average in all districts except Oxford city.

The rate in Oxford City is significantly higher than England, South East, and Oxfordshire rates, and accounts for 1,300 (44%) new diagnoses in Oxfordshire. This is likely due to the younger age profile of Oxford City.

Analysis of these data at a national level<sup>3</sup> showed that levels of transmission remain high and the impact of STIs remains greatest in young heterosexuals aged 15 to 24 years, black ethnic minorities, and gay, bisexual or other men who have sex with men (MSM).

Data split by deprivation deciles<sup>4</sup> (right) show that diagnoses are much higher in those from more deprived areas. Bars are red when significantly higher than the national average, amber when similar to average, and green when significantly lower than average.



We welcome your comments, please email [jsna@oxfordshire.gov.uk](mailto:jsna@oxfordshire.gov.uk)

<sup>1</sup> Source: Public Health England Sexual and Reproductive Health Profiles. <https://fingertips.phe.org.uk/>

<sup>2</sup> The Chartered Institute of Public Finance and Accountancy (CIPFA) Nearest Neighbours

<sup>3</sup> Sexually transmitted infections and chlamydia screening in England: 2017. Published June 2018.

<sup>4</sup> <https://www.gov.uk/government/statistics/sexually-transmitted-infections-stis-annual-data-tables#history>

<sup>4</sup> New STI diagnoses per 100,000 population by District & UA deprivation deciles in England (IMD2015), 2017